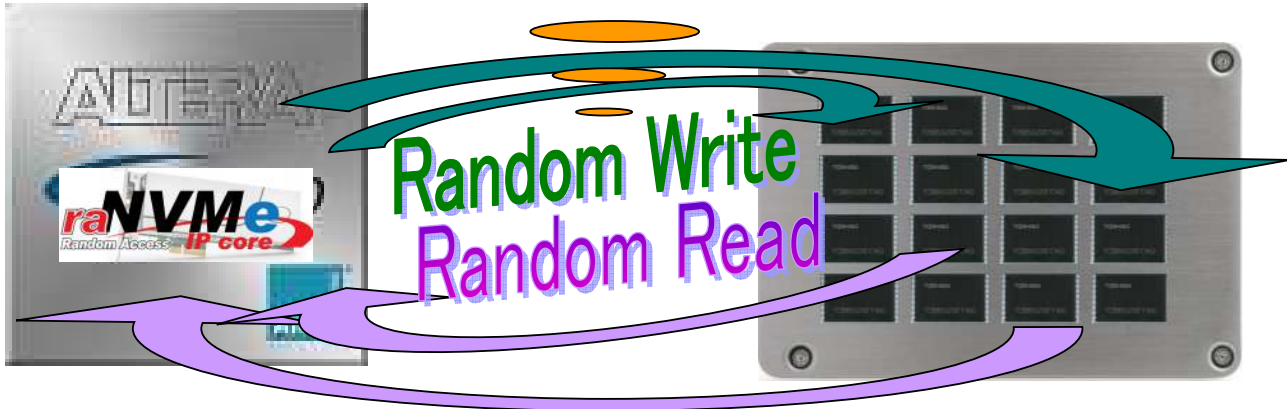



Random Access to SSD without CPU



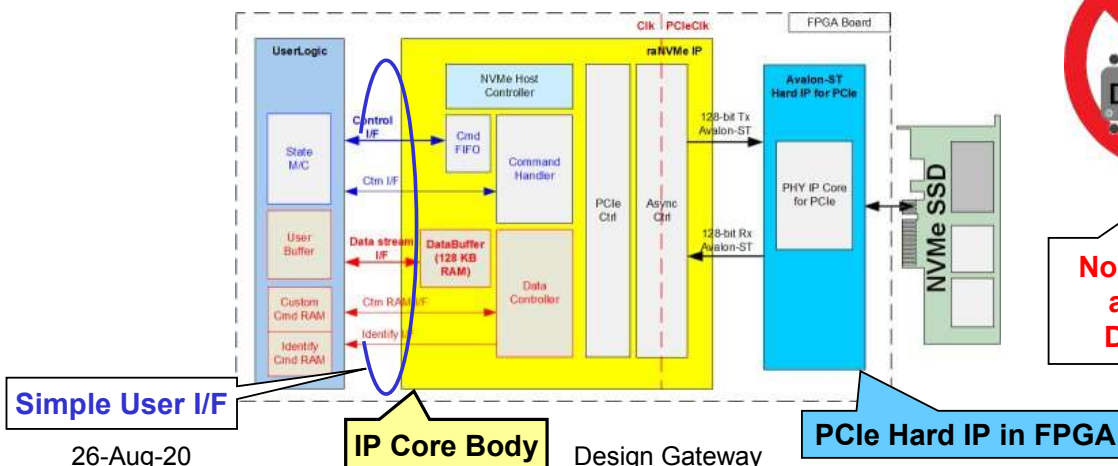
The Very Best Solution for Database Search Application!

What's raNVMe-IP

- **What's raNVMe-IP?** -> Directly connect NVMe SSD with FPGA and execute random read or write access
- **Advantage** -> No need for CPU, its F/W, External Memory
- **Application1** -> Database search engine using SSD system
- **Application2** -> Video/Sensor data recording by Start-Stop operation.

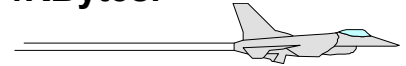
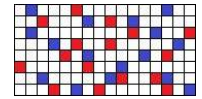


No Need for CPU and External DDR memory



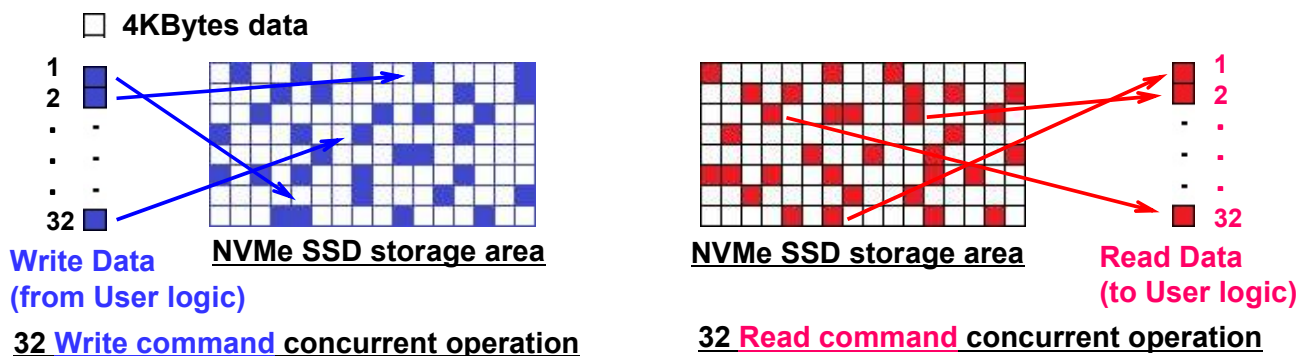
raNVMe-IP Merit

1. **Execute automatic SSD random write/read**
 - Either write or read 32 commands at maximum in parallel.
 - Write or read data per one command is fixed to 4KBytes.
2. **High Performance and Compact size**
 - **Write=592KIOPs, Read=226KIOPs**
 - IP-Core Size=2016ALMs, Block Memory=136KBytes
3. **Interface: Simple and easy connection**
 - Direct connection to Intel PCIe Hard IP core
 - User I/F control is parameter with pulse, data is FIFO-like
 - Use BRAM for data buffer (external DDR memory not required)
4. **Rich Features: Custom command in addition to Read/Write**
 - Supports SMART/FLUSH/Shutdown custom command
5. **Environment: Full reference design project**
 - Full Quartus project with real board operation in the package



Merit1: Core Operation

- User can select either Write or Read operation
- Executes 32 commands at maximum concurrently with different (random) address.
- Write or read data per one command is fixed to 4KBytes.



raNVMe-IP concurrent command operation image

Merit2: Performance (Write)

```

+++ Write Command selected +++

Please input [Start Address] and [Length] in unit of 8
Select Transfer Mode      : [0] Sequential [1] Random => [0]
Enable Data Verification  : [0] Disable   [1] Enable  => [1]
Enter Start Address <512 Byte> : 0x0 - 0x3B9E12A8 => [0]
Enter Length <512 Byte>      : 0x8 - 0x3B9E12A8 => [0x40000000]
Selected Pattern [0]Inc32 [1]Dec32 [2]A11_0 [3]A11_1 [4]LFSR => [4]

In Progress Progress status
100%

Total = 34.359 [GB] , Time = 14663 [ms]
Transfer speed = 2343 [MB/s], 599K [IOPS]
    
```

Sequential Write Performance:
2343MB/s

```

+++ Write Command selected +++

Please input [Start Address] and [Length] in unit of 8
Select Transfer Mode      : [0] Sequential [1] Random => [1]
Enable Data Verification  : [0] Disable   [1] Enable  => [0]
Enter Start Address <512 Byte> : 0x0 - 0x3B9E12A8 => [0]
Enter Length <512 Byte>      : 0x8 - 0x3B9E12A8 => [0x40000000]

In Progress Progress status
100%

Total = 34.359 [GB] , Time = 14839 [ms]
Transfer speed = 2315 [MB/s], 592K [IOPS]
    
```

Random Write Performance:
592,000IOPS

Evaluation condition:
SSD: Samsung SSD 970PRO 512GB

Write Performance Evaluation Result of raNVMe-IP core

Merit2: Performance (Read)

```

+++ Read Command selected +++

Please input [Start Address] and [Length] in unit of 8
Select Transfer Mode      : [0] Sequential [1] Random => [0]
Enable Data Verification  : [0] Disable   [1] Enable  => [1]
Enter Start Address <512 Byte> : 0x0 - 0x3B9E12A8 => [0]
Enter Length <512 Byte>      : 0x8 - 0x3B9E12A8 => [0x40000000]
Selected Pattern [0]Inc32 [1]Dec32 [2]A11_0 [3]A11_1 [4]LFSR => [4]

In Progress Progress status
100%

Total = 34.359 [GB] , Time = 14969 [ms]
Transfer speed = 2295 [MB/s], 587K [IOPS]
    
```

Sequential Read Performance:
2295MB/s

```

+++ Read Command selected +++

Please input [Start Address] and [Length] in unit of 8
Select Transfer Mode      : [0] Sequential [1] Random => [1]
Enable Data Verification  : [0] Disable   [1] Enable  => [0]
Enter Start Address <512 Byte> : 0x0 - 0x3B9E12A8 => [0]
Enter Length <512 Byte>      : 0x8 - 0x3B9E12A8 => [0x40000000]

In Progress Progress status
100%

Total = 34.359 [GB] , Time = 38893 [ms]
Transfer speed = 883 [MB/s], 226K [IOPS]
    
```

Random Read Performance:
226,000IOPS

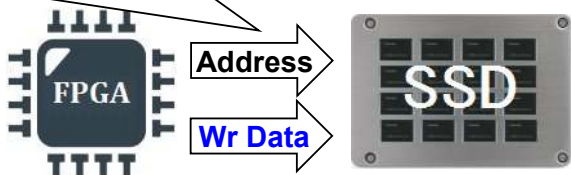
Evaluation condition:
SSD: Samsung SSD 970PRO 512GB

Read Performance Evaluation Result of raNVMe-IP core

Merit2: SSD performance description

1. Write performance is high for both sequential and random
 - SSD uses internal cache for write command to increase apparent speed.
 - SSD notify write completion even real data write to NAND memory is not finished (write back operation).
 - Can reduce NAND block erase count by grouping write destinations.
2. Sequential read is fast but random read speed is dropped
 - Pre-fetch is possible on the SSD side for sequential read.
 - Random read destination is unpredictable, so individual read is unavoidable.
 - SSD must start read access after destination info. arrival by read command.

Address and data direction is the same in Write cmd.
-> Pipeline parallel process is possible.



Signal direction in Write command

26-Aug-20

Design Gateway

Address and data direction is opposite in Read cmd.
->Real read is necessary in each operation.



Signal direction in Read command

Page 7

Merit2: Compact Size

- Optimized size with minimum resource consumption
 - Implements dedicated and optimized logic for NVMe SSD control
- FPGA internal block memory for data buffer
 - Internal memory can minimize access overhead

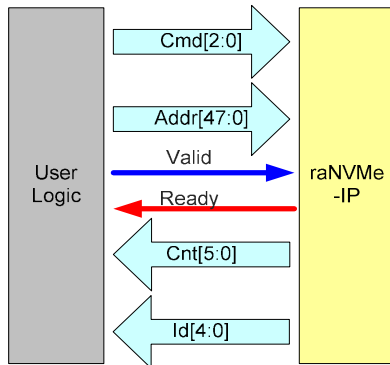
Family	Example Device	Fmax (MHz)	ALMs	Registers	Block Memory bit	Design Tools
Arria10 GX	10AX115S2F45I2SG	300	2016	3437	1,114,176	QuartusII 16.0

raNVMe-IP Core standalone resource usage

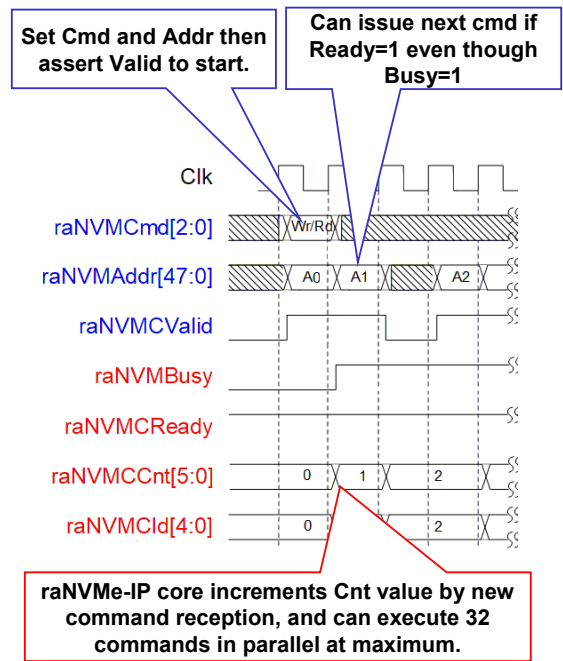
A10AX1150 total ALM count is 427,200, raNVMe-IP core occupies 2016 = 0.47% logic utilization.

Merit3: Command I/F

- **Simple user interface**
 - Set Command/Address parameters
 - Start command (up to 32 cmds concurrently) with Valid pulse by monitoring Ready signal.
- **Cnt/Ld value for command progress check**
 - Cnt value shows concurrent command count in progress.
 - Id value indicates command in execution.



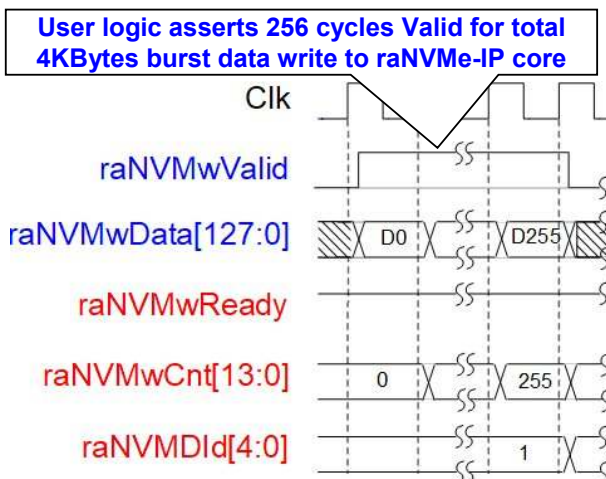
Basic Command I/F Signals



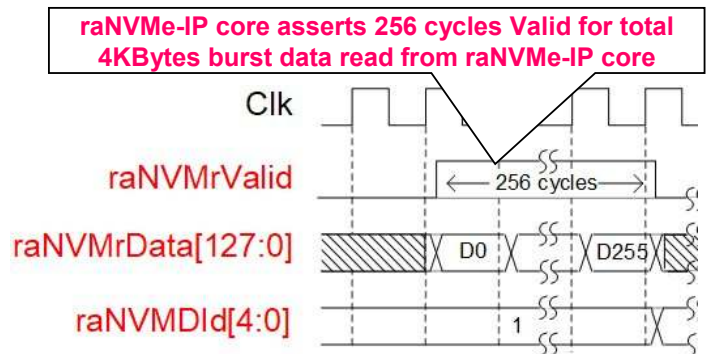
Command I/F waveform

Merit3: Data I/F

- **Data interface is 128bit bus for read/write individually**
 - 256 cycles burst transfer with Valid assertion for 4KBytes data xfer



Write data to raNVMe-IP core



Read data from raNVMe-IP core

Merit4: Rich Features

- **SMART command for SSD health condition check**
 - Can monitor internal temperature, total write size, etc.
- **FLUSH command to force cache flush operation**
 - User can adjust trade-off between performance and data evacuation
- **Safe Shutdown before SSD power down**
 - IP-core executes safe shutdown by user request

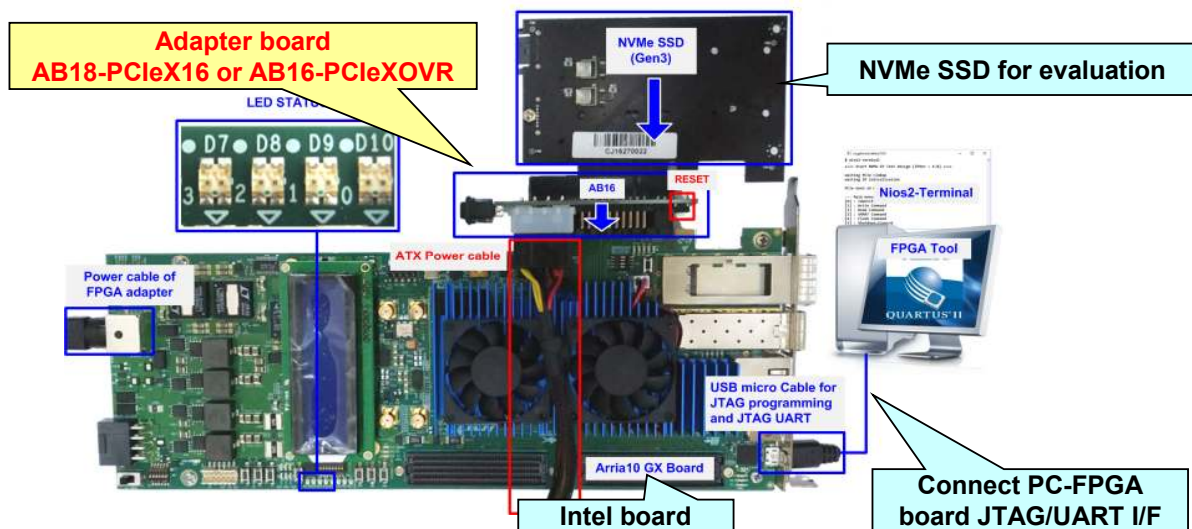
User logic can monitor SSD status such as temperature or total written data count

```
<< SMART Log Information >>
Temperature           : 32 Degree Celsius
Total Data Read       : 47469 GB
Total Data Written    : 65373 GB
Power On Cycles       : 3991 Times
Power On Hours        : 79 Hours
Unsafe Shutdowns     : 220 Times
```

SMART command result example

Merit5: Environment

- **Real operation check with Intel evaluation board**
- **Free sof-file for evaluation before IP-core purchase**



raNVMe-IP evaluation environment (Arria10GX evaluation example)

Merit5: Reference Design

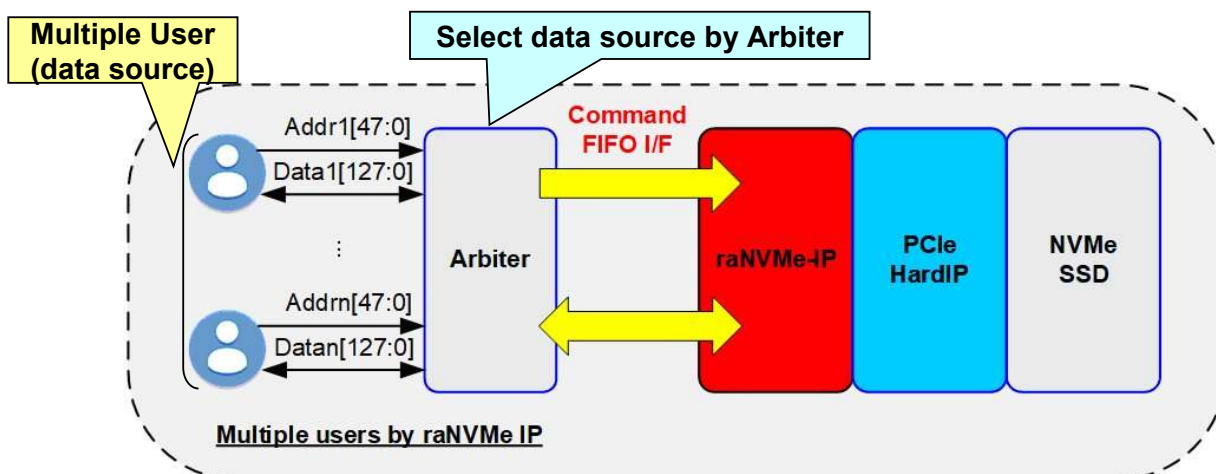
- Quartus project attached with raNVMe-IP deliverables
- Full source code (VHDL) except IP core
- Can save user system development duration
 - Confirm real board operation by original reference design.
 - Then modify a little to approach final user product.
 - Check real operation in each modification step.



Short-term development is possible without big turn back

raNVMe-IP Application example1

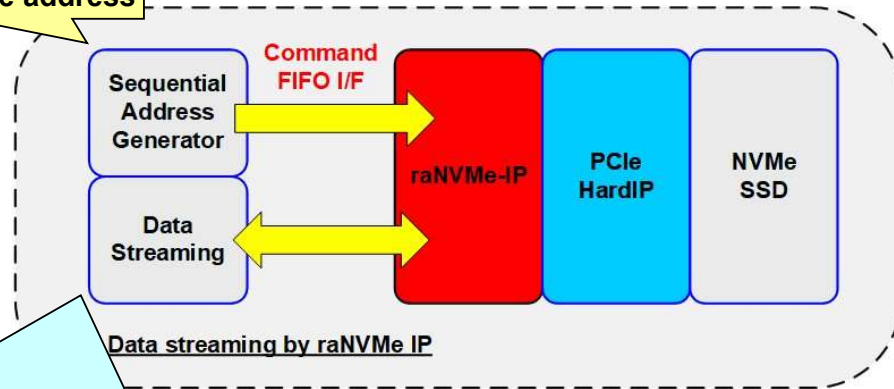
- Multiple user (host) sharing single SSD system
 - Multiple user logic (sensor data etc.) shares single SSD.
 - Insert Arbiter between multiple user and raNVMe-IP core



raNVMe-IP Application example2

- **Data Stream Application (Video recording Start-Stop operation)**
 - Suitable such application that total recording volume is unpredictable.
 - Recording by 4KBytes unit, fill dummy data (0-fill) for the last data.

Generate successive address



Recording data source (4KBytes unit, fill dummy data for extra data after stop)


26-Aug-20

Design Gateway

Page 15

For more detail

- Detailed technical information available on the web site.
 - https://dgway.com/raNVMe-IP_A_E.html
- Contact
 - Design Gateway Co., Ltd.
 - sales@design-gateway.com
 - FAX: +66-2-261-2290



26-Aug-20

Design Gateway

Page 16

Revision History

Rev.	Date	Description
1.0E	26th-Aug-2020	English version initial release